


Exhibit 92
to
Affidavit of Daniel M. Reilly
in Support of Joint Memorandum of
Law in Opposition to Proposed Settlement



**Robert
Bailey/NY/DOMESTIC/BNY**

05/31/2011 11:44 AM

Loretta A.
ToLundberg/NY/DOMESTIC/BNY@BNYMELLON, Kelly
Crosson/NY/DOMESTIC/BNY@BNYMELLON

cc
bcc
SubjectFw: Holdings information

Robert E. Bailey
Managing Director
Senior Managing Counsel
The Bank of New York Mellon
One Wall Street, 11th Floor
New York, New York 10286

212-635-1079 (phone)

212-635-6590 (fax)

----- Forwarded by Robert Bailey/NY/DOMESTIC/BNY on 05/31/2011 11:43 AM -----

From: "Kravitt, Jason H. P." <JKravitt@mayerbrown.com>
To: <robert.bailey@bnymellon.com>, <kevin.mccarthy@bnymellon.com>
Cc: "Ingber, Matthew D." <MIngber@mayerbrown.com>
Date: 05/31/2011 11:39 AM
Subject: Fw: Holdings information


Jason H.P. Kravitt
Mayer Brown LLP
1675 Broadway
New York, N.Y. 10019
Phone: 212 506 2622
Fax: 212 262 1910
Blackberry: 312 493 8865

From: Scott A. Humphries <SHumphries@Gibbs-Bruns.com>
To: EPGolin@wlrk.com <EPGolin@wlrk.com>; Kathy D. Patrick <kpatrick@gibbsbruns.com>
Cc: Ingber, Matthew D.; Kravitt, Jason H. P.; TNMirvis@WLRK.com <TNMirvis@WLRK.com>;
MGKoplow@WLRK.com <MGKoplow@WLRK.com>; shumphries@gibbsbruns.com
<shumphries@gibbsbruns.com>
Sent: Tue May 31 10:25:20 2011
Subject: RE: Holdings information

Attached is a list of our clients' save Freddie's holdings in the relevant trusts.

From: EPGolin@wlrk.com [mailto:EPGolin@wlrk.com]
Sent: Tuesday, May 31, 2011 9:02 AM
To: Scott A. Humphries; Kathy D. Patrick
Cc: mingber@mayerbrown.com; jkravitt@mayerbrown.com; TNMirvis@WLRK.com;
MGKoplow@WLRK.com
Subject: RE: Holdings information

CONFIDENTIAL - Attorneys' Eyes Only



BNYM_CW-00271630

Scott,

Just checking in on the status of the holdings data and the fee schedule.

Thanks,

Elaine

From: Scott A. Humphries [<mailto:SHumphries@Gibbs-Bruns.com>]

Sent: Wednesday, May 25, 2011 12:41 PM

To: Golin, Elaine P.; Patrick, Kathy D. (Gibbs & Bruns, L.L.P.)

Cc: Ingber, Matthew D. (Mayer Brown); Kravitt, Jason H.P. (Mayer Brown); Mirvis, Theodore N.; Koplow, Meyer G.

Subject: RE: Holdings information

We should have the holdings data and the schedule for you tomorrow morning, thanks. SH

From: EPGolin@wlrk.com [<mailto:EPGolin@wlrk.com>]

Sent: Wednesday, May 25, 2011 11:12 AM

To: Kathy D. Patrick; Scott A. Humphries

Cc: mingber@mayerbrown.com; jkravitt@mayerbrown.com; TNMirvis@WLRK.com; MGKoplow@WLRK.com

Subject: Holdings information

Kathy and Scott,

Just want to remind you to send, as discussed, the holdings information without Freddie Mac included (or, if easier, Freddie Mac's holdings).

We're also expecting a revised fee schedule from you.

Thanks,

Elaine

Elaine Golin
Wachtell, Lipton, Rosen & Katz
51 West 52nd Street
New York, N.Y. 10019-6150
Direct Phone: (212) 403-1118
Direct Fax: (212) 403-2118
EPGolin@WLRK.COM

=====

Any tax advice contained in this communication is not intended or written to be used, and cannot be used, for the purpose of avoiding tax penalties and is not intended to be used or referred to in promoting, marketing or recommending a partnership or other entity, investment plan or arrangement.


Please be advised that this transmittal may be a confidential attorney-client communication or may otherwise be privileged or confidential. If you are not the intended recipient, please do not read, copy or re-transmit this communication. If you have received this communication in error, please notify us by e-mail (helpdesk@wlrk.com) or by telephone (call us collect at 212-403-4357) and delete this message and any attachments.

Thank you in advance for your cooperation and assistance.

www.wlrk.com

IRS CIRCULAR 230 NOTICE. Any tax advice expressed above by Mayer Brown LLP was not intended or written to be used, and cannot be used, by any taxpayer to avoid U.S. federal tax penalties. If such advice was written or used to support the promotion or marketing of the matter addressed above, then each offeree should seek advice from an independent tax advisor.

This email and any files transmitted with it are intended solely for the use of the individual or entity to whom they are addressed. If you have received this email in error please notify the system manager. If you are not the named addressee you should not disseminate, distribute or copy this e-

mail. 

Document Produced In Native Format

Deal Name	Bond - Orig Face	Bond - Cur Face	% Orig Held	% Cur Held
CWHL 2006-14	\$383,323,020.00	\$197,077,555.10	104.16%	116.19%
CWHL 2005-J1	\$93,556,985.90	\$28,521,063.16	85.79%	100.00%
CWHL 2005-HYB5	\$677,345,000.00	\$317,139,165.17	84.15%	84.73%
CWHL 2004-HYB2	\$202,353,000.00	\$59,425,072.22	58.91%	74.13%
CWALT 2007-22	\$569,779,929.00	\$425,510,589.74	70.96%	74.10%
CWHL 2004-14	\$232,636,000.00	\$83,053,322.70	55.62%	74.00%
CWHL 2005-HYB6	\$713,662,000.00	\$340,006,668.06	70.75%	73.82%
CWHL 2006-HYB2	\$412,967,421.92	\$208,723,905.09	62.02%	67.64%
CWHL 2007-HYB2	\$359,257,000.00	\$252,958,728.86	56.72%	66.36%
CWL 2004-BC2	\$29,700,000.00	\$5,300,971.10	7.42%	64.85%
CWHL 2004-HYB9	\$431,634,167.00	\$136,476,783.59	60.08%	64.09%
CWHL 2004-22	\$414,351,100.00	\$107,162,468.11	63.79%	62.69%
CWALT 2007-OA7	\$458,447,000.00	\$302,059,624.75	59.40%	62.58%
CWHL 2007-HY6	\$740,102,000.00	\$485,858,660.00	60.74%	62.18%
CWALT 2005-70CB	\$293,686,000.00	\$176,309,359.45	59.03%	62.16%
CWHL 2004-23	\$264,879,000.00	\$36,511,674.19	66.21%	61.14%
CWHL 2005-HYB3	\$350,511,000.00	\$129,099,875.41	58.73%	60.93%
CWHL 2005-3	\$821,987,000.00	\$215,006,816.82	54.20%	60.41%
CWL 2004-SD3	\$168,418,000.00	\$27,930,216.29	69.93%	59.69%
CWALT 2006-OC6	\$229,084,000.00	\$149,933,151.64	36.62%	58.91%
CWALT 2006-34	\$113,500,000.00	\$76,531,742.75	55.91%	58.70%
CWL 2006-ABC1	\$92,031,000.00	\$86,794,855.08	23.20%	58.45%
CWHL 2007-HY7	\$293,798,000.00	\$199,623,622.42	52.47%	58.06%
CWHL 2004-24	\$98,348,294.00	\$58,074,281.08	32.78%	57.98%
CWALT 2006-OA11	\$574,571,000.00	\$391,658,291.23	46.44%	57.95%
CWALT 2006-20CB	\$278,622,400.00	\$149,046,746.27	49.84%	57.94%
CWALT 2007-23CB	\$572,807,999.46	\$376,774,638.11	55.18%	57.77%
CWALT 2006-OC2	\$275,089,000.00	\$123,405,800.37	33.00%	57.57%
CWHL 2005-2	\$726,504,000.00	\$152,260,336.20	58.43%	57.15%
CWHL 2004-7	\$438,611,900.00	\$109,824,678.70	46.04%	57.14%
CWALT 2005-AR1	\$157,033,000.00	\$113,254,353.25	20.44%	56.81%
CWHL 2004-HYB8	\$233,709,500.00	\$60,297,716.59	49.26%	55.95%
CWALT 2006-OA17	\$747,080,510.00	\$519,667,077.41	46.87%	55.92%
CWL 2005-IM3	\$214,000,000.00	\$138,073,166.77	19.55%	55.72%
CWALT 2006-OA16	\$556,066,000.00	\$417,097,109.77	41.61%	54.99%
CWL 2007-BC1	\$248,862,000.00	\$154,658,500.75	50.74%	54.03%
CWHL 2004-HYB1	\$121,640,000.00	\$18,368,523.75	48.00%	53.96%
CWALT 2006-HY12	\$408,179,000.00	\$231,210,202.21	50.87%	53.64%
CWALT 2005-74T1	\$201,544,000.00	\$112,769,929.31	54.47%	52.83%
CWALT 2005-58	\$452,600,000.00	\$219,245,686.09	56.57%	52.40%
CWHL 2005-19	\$229,100,094.00	\$110,666,780.87	57.20%	51.83%
CWALT 2007-J2	\$128,040,000.00	\$90,938,555.66	46.65%	51.71%
CWHL 2005-14	\$108,763,000.00	\$57,904,019.34	52.29%	51.54%
CWHL 2007-J1	\$146,449,000.00	\$90,322,748.90	46.87%	51.02%
CWALT 2007-15CB	\$328,486,712.00	\$223,520,189.01	48.74%	50.93%
CWALT 2005-J5	\$184,473,000.00	\$72,810,374.03	58.52%	50.72%

CWL 2006-SPS2	\$157,000,000.00	\$32,311,587.73	34.39%	49.84%
CWHL 2006-HYB3	\$426,898,000.00	\$236,654,096.45	43.49%	49.64%
CWHL 2007-HY1	\$173,704,000.00	\$114,546,028.55	43.82%	48.89%
CWHL 2007-12	\$203,544,500.00	\$131,143,873.64	48.81%	48.70%
CWHL 2004-13	\$216,655,808.00	\$123,085,319.38	27.08%	48.30%
CWL 2006-SD1	\$27,006,000.00	\$26,061,101.78	12.82%	47.87%
CWALT 2005-J9	\$180,663,000.00	\$51,086,378.21	68.28%	47.71%
CWHL 2005-HYB9	\$525,258,000.00	\$245,300,535.24	45.98%	47.24%
CWHL 2004-15	\$155,975,000.00	\$29,392,497.14	52.19%	47.10%
CWHL 2005-31	\$312,940,000.00	\$154,496,031.72	49.86%	47.07%
CWHL 2004-J4	\$130,308,500.00	\$31,678,518.29	43.34%	46.85%
CWALT 2005-81	\$394,440,000.00	\$241,609,188.64	41.79%	46.58%
CWHL 2005-11	\$543,320,000.00	\$121,035,082.75	42.04%	46.52%
CWALT 2005-24	\$697,948,196.00	\$179,695,408.08	47.98%	46.41%
CWALT 2006-OA9	\$390,655,000.00	\$228,849,812.28	41.09%	46.39%
CWHL 2005-HYB2	\$190,537,000.00	\$72,214,467.54	40.38%	46.04%
CWALT 2006-HY13	\$408,095,000.00	\$236,254,104.46	45.76%	46.00%
CWHL 2006-OA5	\$547,828,000.00	\$278,026,059.28	40.15%	45.84%
CWALT 2004-29CB	\$249,101,919.04	\$98,193,153.92	45.21%	45.84%
CWHL 2006-3	\$460,284,000.00	\$165,625,136.74	43.72%	45.36%
CWALT 2005-18CB	\$166,320,000.00	\$154,875,402.18	22.21%	45.33%
CWALT 2007-OA4	\$322,127,000.00	\$211,233,878.75	44.62%	44.91%
CWHL 2006-HYB5	\$220,141,000.00	\$110,467,731.00	41.14%	44.54%
CWHL 2005-18	\$173,342,999.22	\$103,481,417.28	41.67%	44.41%
CWALT 2005-32T1	\$149,885,889.00	\$79,873,722.73	41.63%	44.37%
CWHL 2007-J3	\$106,440,000.00	\$62,608,032.43	47.12%	44.27%
CWALT 2005-19CB	\$156,511,779.66	\$84,373,066.32	37.35%	44.05%
CWALT 2005-82	\$137,825,342.00	\$78,186,115.36	39.87%	43.38%
CWHL 2006-J4	\$119,500,000.00	\$84,461,734.65	31.93%	43.28%
CWHL 2006-15	\$104,855,999.71	\$78,756,799.94	26.28%	42.79%
CWHL 2005-9	\$794,899,000.00	\$170,103,282.72	46.90%	42.60%
CWL 2005-AB5	\$156,156,000.00	\$121,164,148.21	22.44%	42.31%
CWALT 2006-OC1	\$188,208,000.00	\$168,956,731.55	15.73%	41.56%
CWHL 2005-27	\$235,844,347.00	\$119,823,864.53	45.27%	41.49%
CWL 2006-15	\$279,324,545.00	\$278,264,963.23	28.92%	41.30%
CWALT 2004-9T1	\$148,185,000.00	\$35,845,751.33	58.34%	41.17%
CWALT 2005-25T1	\$131,838,429.00	\$57,005,492.02	44.54%	41.01%
CWALT 2006-OA21	\$486,550,000.00	\$325,365,003.39	37.00%	40.78%
CWL 2004-15	\$179,337,000.00	\$126,913,661.10	11.05%	40.64%
CWALT 2006-OA14	\$338,644,535.00	\$230,539,432.76	35.66%	40.42%
CWHL 2004-11	\$171,280,000.00	\$56,603,749.92	39.43%	40.41%
CWL 2004-7	\$175,530,000.00	\$139,797,110.50	7.02%	40.29%
CWHL 2007-10	\$271,035,000.00	\$164,903,369.01	41.70%	40.26%
CWALT 2005-72	\$241,365,000.00	\$101,862,516.36	32.72%	40.11%
CWALT 2006-OA1	\$406,296,000.00	\$195,634,694.18	38.04%	40.09%
CWALT 2006-12CB	\$269,930,000.00	\$129,957,966.41	42.71%	40.04%
CWALT 2004-13CB	\$45,624,058.00	\$45,488,151.03	15.29%	39.93%

CWALT 2006-41CB	\$480,161,000.00	\$281,775,413.75	41.90%	39.73%
CWL 2004-9	\$95,650,000.00	\$64,710,173.51	8.16%	39.56%
CWL 2006-16	\$117,662,000.00	\$100,678,521.84	23.90%	39.39%
CWALT 2007-5CB	\$539,048,000.00	\$397,260,949.79	34.16%	39.10%
CWL 2005-3	\$253,293,000.00	\$217,469,328.21	10.61%	38.82%
CWALT 2005-16	\$260,490,000.00	\$67,652,637.58	39.83%	38.54%
CWL 2006-10	\$176,775,000.00	\$112,359,609.63	29.98%	38.33%
CWALT 2005-21CB	\$255,927,000.00	\$125,160,579.79	35.01%	37.82%
CWALT 2005-17	\$492,798,000.00	\$115,583,069.05	42.16%	37.65%
CWALT 2006-OC8	\$348,380,000.00	\$300,741,770.63	20.57%	37.62%
CWHL 2004-3	\$60,169,000.00	\$23,821,179.39	20.06%	37.47%
CWALT 2005-44	\$283,598,000.00	\$82,177,474.70	35.42%	37.44%
CWALT 2004-14T2	\$112,324,797.23	\$46,037,579.63	28.08%	37.18%
CWL 2006-6	\$422,703,000.00	\$266,687,353.70	23.74%	37.04%
CWALT 2005-30CB	\$143,480,873.00	\$91,686,848.62	27.23%	37.00%
CWALT 2005-53T2	\$117,223,249.31	\$64,280,424.84	34.93%	36.81%
CWALT 2006-OA22	\$141,952,000.00	\$81,356,293.85	37.26%	36.64%
CWALT 2005-27	\$562,144,995.55	\$171,080,398.96	35.99%	36.59%
CWHL 2006-1	\$135,423,000.00	\$73,063,612.15	36.02%	36.51%
CWL 2007-6	\$402,857,000.00	\$238,881,267.29	41.70%	36.32%
CWHL 2004-J2	\$68,047,450.00	\$31,087,106.43	21.73%	36.13%
CWL 2004-8	\$38,062,500.00	\$33,960,857.92	5.16%	36.10%
CWALT 2005-36	\$306,288,000.00	\$113,118,319.73	38.80%	36.08%
CWL 2004-2	\$180,135,000.00	\$87,897,752.38	7.21%	35.99%
CWALT 2006-OC7	\$90,000,000.00	\$81,906,136.92	15.46%	35.85%
CWHL 2007-16	\$273,702,933.00	\$159,395,967.46	35.23%	35.67%
CWL 2006-8	\$393,045,954.00	\$345,120,120.68	19.99%	35.65%
CWALT 2007-9T1	\$274,158,000.00	\$189,655,598.14	32.45%	35.64%
CWHL 2004-J9	\$42,585,000.00	\$28,736,385.88	17.26%	35.47%
CWALT 2006-42	\$62,766,900.00	\$59,307,093.26	25.11%	35.36%
CWHL 2004-16	\$392,661,000.00	\$39,488,067.08	38.62%	35.00%
CWALT 2006-36T2	\$266,411,231.00	\$161,384,233.06	35.76%	35.00%
CWL 2006-26	\$423,554,000.00	\$263,989,573.71	35.92%	34.98%
CWHL 2004-HYB5	\$418,988,500.00	\$79,194,078.16	37.11%	34.34%
CWALT 2006-46	\$116,095,900.00	\$72,962,999.36	38.70%	34.14%
CWL 2007-5	\$392,703,000.00	\$268,189,743.64	34.15%	34.10%
CWALT 2005-14	\$452,657,500.00	\$101,829,903.34	36.08%	34.08%
CWALT 2005-23CB	\$218,200,999.81	\$107,097,014.92	30.14%	33.59%
CWALT 2005-65CB	\$415,576,000.40	\$186,900,864.24	42.04%	33.56%
CWL 2005-4	\$270,281,000.00	\$237,752,316.36	9.56%	33.51%
CWALT 2004-6CB	\$209,350,000.00	\$30,231,953.90	38.13%	33.46%
CWL 2006-25	\$596,387,000.00	\$322,161,175.28	39.16%	33.42%
CWHL 2005-24	\$313,569,572.00	\$188,006,942.81	30.09%	32.74%
CWL 2004-13	\$141,792,000.00	\$116,828,470.40	7.75%	32.68%
CWALT 2005-J7	\$59,877,499.00	\$32,438,930.06	25.50%	32.64%
CWALT 2004-30CB	\$311,610,935.00	\$121,103,277.06	32.70%	32.53%
CWALT 2004-J9	\$99,565,876.00	\$42,495,916.97	10.97%	32.48%

CWL 2005-BC4	\$40,404,000.00	\$40,404,000.00	5.35%	32.45%
CWALT 2005-43	\$144,325,000.00	\$73,567,654.49	31.81%	32.43%
CWALT 2005-56	\$847,973,000.00	\$335,921,971.58	33.00%	32.39%
CWHL 2004-25	\$739,949,000.00	\$145,232,122.52	33.09%	32.33%
CWL 2006-9	\$87,575,000.00	\$80,364,626.80	14.95%	32.30%
CWHL 2007-1	\$247,090,000.00	\$144,517,179.08	32.95%	32.26%
CWALT 2004-18CB	\$234,610,250.00	\$113,033,579.88	19.26%	32.06%
CWALT 2005-11CB	\$213,080,000.00	\$166,120,496.53	18.42%	31.89%
CWHL 2005-1	\$379,053,000.00	\$78,325,208.76	34.84%	31.87%
CWALT 2005-77T1	\$362,130,400.00	\$194,145,114.63	34.00%	31.86%
CWALT 2006-OA8	\$132,640,000.00	\$103,758,707.77	21.88%	31.81%
CWHL 2005-30	\$186,621,000.00	\$95,333,215.75	36.09%	31.77%
CWALT 2005-48T1	\$135,684,500.00	\$73,510,728.91	33.92%	31.75%
CWL 2005-IM2	\$68,789,936.00	\$43,235,039.41	9.62%	31.57%
CWALT 2005-9CB	\$176,471,000.00	\$84,960,173.25	28.19%	31.44%
CWALT 2006-OA19	\$340,620,000.00	\$227,921,006.10	27.81%	31.40%
CWL 2004-12	\$158,250,000.00	\$114,113,546.49	6.88%	31.36%
CWALT 2005-J6	\$42,214,000.00	\$27,512,864.87	21.38%	31.36%
CWALT 2005-20CB	\$229,632,875.00	\$166,773,311.82	19.95%	31.22%
CWL 2005-AB4	\$305,696,000.00	\$170,871,432.11	19.20%	31.13%
CWL 2007-4	\$368,608,000.00	\$227,754,734.45	38.42%	31.12%
CWALT 2005-42CB	\$91,866,133.00	\$72,825,914.20	21.87%	31.03%
CWL 2007-7	\$340,369,000.00	\$230,192,807.18	31.78%	31.00%
CWALT 2005-59	\$650,138,791.00	\$296,234,934.25	28.90%	30.89%
CWHL 2004-HYB6	\$202,710,000.00	\$42,510,855.30	33.45%	30.69%
CWL 2004-1	\$417,926,500.00	\$91,893,722.00	13.12%	30.38%
CWL 2005-12	\$99,105,500.00	\$90,321,734.88	11.31%	30.38%
CWALT 2005-85CB	\$244,810,515.00	\$198,036,893.11	19.27%	30.16%
CWHL 2005-6	\$238,608,000.00	\$103,134,518.93	29.83%	29.85%
CWALT 2007-11T1	\$133,112,793.00	\$119,826,303.51	22.51%	29.35%
CWALT 2005-6CB	\$310,500,000.00	\$142,987,108.34	26.81%	29.23%
CWALT 2007-OH1	\$130,133,000.00	\$111,251,530.43	25.63%	29.19%
CWALT 2007-12T1	\$258,254,999.56	\$172,823,376.31	29.79%	29.16%
CWALT 2007-7T2	\$109,348,156.00	\$75,887,160.60	29.48%	29.08%
CWALT 2007-17CB	\$211,898,000.00	\$153,057,973.18	28.25%	28.94%
CWALT 2006-43CB	\$249,527,000.00	\$145,388,681.97	28.21%	28.66%
CWL 2006-11	\$337,425,000.00	\$300,107,726.96	18.27%	28.62%
CWALT 2007-OA8	\$180,967,000.00	\$131,450,217.83	27.14%	28.54%
CWALT 2006-OA12	\$167,975,000.00	\$154,341,042.58	16.59%	28.35%
CWHL 2007-13	\$142,568,000.00	\$96,685,953.23	24.80%	28.33%
CWL 2006-SD2	\$73,950,000.00	\$33,121,235.06	20.14%	28.30%
CWHL 2007-HY4	\$167,576,000.00	\$104,394,505.66	27.04%	28.25%
CWALT 2006-OC4	\$56,567,000.00	\$55,786,452.33	9.89%	28.16%
CWL 2007-10	\$306,024,000.00	\$198,921,829.36	31.07%	27.83%
CWALT 2004-J7	\$45,565,000.00	\$29,124,403.39	6.51%	27.66%
CWHL 2004-20	\$289,847,000.00	\$28,043,471.72	37.34%	27.60%
CWL 2005-11	\$239,838,000.00	\$210,521,941.08	12.34%	27.50%

CWALT 2005-61	\$255,222,000.00	\$53,713,026.49	33.34%	27.49%
CWHL 2007-11	\$253,167,512.00	\$178,086,556.11	25.32%	27.44%
CWHL 2006-J2	\$61,103,000.00	\$24,006,820.80	34.92%	27.35%
CWHL 2007-4	\$338,302,270.00	\$185,462,603.75	31.77%	27.34%
CWALT 2004-5CB	\$47,389,000.00	\$13,717,962.72	22.58%	26.88%
CWL 2007-1	\$652,201,342.00	\$358,097,591.62	33.19%	26.79%
CWL 2006-SD4	\$69,070,000.00	\$33,757,631.66	28.16%	26.76%
CWALT 2005-7CB	\$231,582,500.00	\$113,294,636.63	22.53%	26.36%
CWHL 2006-17	\$82,253,000.00	\$72,261,996.28	15.79%	26.30%
CWALT 2007-AL1	\$55,280,000.00	\$47,951,383.35	22.70%	26.23%
CWHL 2004-29	\$551,337,057.00	\$55,525,758.98	36.89%	26.22%
CWALT 2005-86CB	\$169,565,000.00	\$143,906,008.92	16.96%	26.20%
CWALT 2006-27CB	\$107,076,000.00	\$40,853,901.23	34.24%	26.18%
CWHL 2007-14	\$159,129,695.00	\$116,485,948.30	21.22%	26.17%
CWHL 2005-J2	\$257,261,073.05	\$96,506,753.07	31.76%	26.16%
CWHL 2005-13	\$221,810,000.00	\$48,022,127.67	55.45%	26.10%
CWALT 2007-16CB	\$406,622,000.00	\$278,580,036.11	24.99%	26.08%
CWALT 2007-HY8C	\$109,169,998.96	\$81,454,548.55	23.89%	25.94%
CWALT 2005-47CB	\$95,636,000.00	\$57,903,161.98	22.82%	25.88%
CWALT 2004-32CB	\$128,824,000.00	\$36,659,343.52	31.65%	25.73%
CWALT 2004-4CB	\$58,138,000.00	\$35,650,022.58	12.92%	25.68%
CWHL 2006-9	\$115,229,000.00	\$55,546,285.46	27.57%	25.64%
CWALT 2005-64CB	\$257,629,267.00	\$113,311,499.07	30.33%	25.44%
CWHL 2006-16	\$235,925,000.00	\$120,188,246.74	23.59%	25.21%
CWHL 2006-13	\$100,000,000.00	\$58,998,875.25	19.16%	25.17%
CWHL 2007-15	\$250,926,000.00	\$160,343,829.06	24.18%	25.13%
CWHL 2005-28	\$105,567,000.00	\$60,439,765.11	25.32%	25.08%
CWALT 2004-J12	\$19,927,000.00	\$18,687,983.55	10.00%	25.05%
CWL 2004-14	\$158,625,000.00	\$27,650,877.18	21.53%	25.00%
CWALT 2006-40T1	\$155,970,000.00	\$83,547,551.57	26.00%	24.98%
CWALT 2005-76	\$386,016,000.00	\$171,834,959.72	21.60%	24.93%
CWALT 2005-73CB	\$51,868,372.00	\$48,912,388.47	14.26%	24.90%
CWALT 2007-OA2	\$145,360,000.00	\$107,963,163.49	21.82%	24.87%
CWHL 2006-OA4	\$188,460,000.00	\$82,004,349.27	24.22%	24.84%
CWALT 2005-10CB	\$201,230,900.00	\$124,541,212.39	17.59%	24.76%
CWALT 2007-3T1	\$192,544,000.00	\$127,331,597.90	23.98%	24.73%
CWHL 2007-HY5	\$86,017,000.00	\$56,720,365.80	23.61%	24.72%
CWALT 2004-7T1	\$24,500,000.00	\$17,699,930.77	9.80%	24.69%
CWALT 2005-62	\$380,508,000.00	\$143,165,017.26	23.72%	24.57%
CWL 2004-SD2	\$125,112,000.00	\$9,425,822.24	53.29%	24.44%
CWL 2006-13	\$252,879,000.00	\$219,903,015.67	15.78%	24.35%
CWALT 2005-1CB	\$173,077,670.00	\$101,023,458.59	16.00%	24.26%
CWL 2007-11	\$218,606,000.00	\$137,877,094.24	27.73%	24.19%
CWALT 2005-50CB	\$95,224,000.00	\$54,582,488.96	21.34%	23.92%
CWALT 2004-28CB	\$250,040,864.00	\$92,391,831.32	21.86%	23.79%
CWALT 2006-9T1	\$149,335,196.00	\$64,983,583.94	28.23%	23.70%
CWL 2006-BC1	\$116,637,000.00	\$34,665,643.95	22.51%	23.65%

CWHL 2005-29	\$69,835,000.00	\$45,212,578.73	23.43%	23.59%
CWALT 2004-34T1	\$20,035,000.00	\$19,256,128.95	9.50%	23.52%
CWHL 2005-12	\$175,207,890.00	\$107,798,971.35	18.35%	23.50%
CWHL 2005-HY10	\$234,576,000.00	\$113,623,466.38	22.75%	23.41%
CWALT 2004-15	\$76,100,000.00	\$12,871,776.64	25.48%	23.33%
CWL 2007-2	\$368,939,303.00	\$244,002,440.49	24.12%	23.30%
CWL 2005-6	\$82,400,000.00	\$82,400,000.00	4.86%	23.18%
CWALT 2007-HY3	\$223,088,000.00	\$142,053,046.08	22.45%	23.17%
CWL 2005-5	\$35,600,000.00	\$35,600,000.00	4.52%	23.10%
CWL 2005-10	\$68,431,200.00	\$51,013,177.17	9.41%	23.07%
CWL 2004-4	\$57,750,000.00	\$31,192,364.37	3.45%	22.95%
CWHL 2004-6	\$52,400,000.00	\$12,416,776.71	26.24%	22.86%
CWHL 2005-25	\$55,863,000.00	\$46,726,224.92	15.30%	22.82%
CWL 2006-5	\$105,688,000.00	\$68,037,301.78	14.39%	22.70%
CWL 2005-17	\$412,870,000.00	\$266,145,941.89	16.38%	22.68%
CWHL 2007-7	\$179,419,904.00	\$109,685,198.81	23.92%	22.56%
CWALT 2005-40CB	\$78,376,000.00	\$43,375,967.32	21.30%	22.53%
CWALT 2006-29T1	\$146,450,390.00	\$88,005,594.39	18.43%	22.40%
CWALT 2007-OH2	\$226,220,000.00	\$171,086,560.48	22.74%	22.39%
CWALT 2007-J1	\$114,947,784.00	\$84,950,870.67	19.53%	22.36%
CWL 2006-BC4	\$57,245,000.00	\$53,649,481.59	9.73%	22.27%
CWL 2006-BC5	\$181,269,000.00	\$79,252,831.14	24.60%	22.17%
CWALT 2004-35T2	\$136,213,000.00	\$17,616,788.80	51.02%	22.16%
CWALT 2006-5T2	\$109,830,000.00	\$41,562,917.73	29.30%	22.13%
CWL 2005-7	\$173,428,000.00	\$149,887,219.01	8.11%	21.91%
CWALT 2007-OA3	\$221,966,203.00	\$153,985,740.54	19.52%	21.74%
CWALT 2005-34CB	\$83,960,000.00	\$46,134,945.32	19.94%	21.71%
CWALT 2006-OA10	\$518,362,000.00	\$333,855,192.69	18.72%	21.70%
CWALT 2004-33	\$207,213,000.00	\$34,375,656.53	24.89%	21.66%
CWL 2005-AB2	\$247,080,680.00	\$47,000,636.48	24.71%	21.63%
CWL 2006-4	\$80,280,000.00	\$53,610,318.09	12.72%	21.47%
CWALT 2005-J8	\$34,924,000.00	\$21,139,541.42	17.74%	21.45%
CWALT 2006-24CB	\$200,910,729.00	\$101,990,094.08	22.63%	21.41%
CWHL 2005-15	\$138,526,000.00	\$40,757,401.43	33.38%	21.40%
CWALT 2005-63	\$148,829,861.00	\$77,143,491.40	20.35%	21.32%
CWHL 2007-17	\$190,985,137.00	\$106,399,446.12	21.74%	21.18%
CWALT 2006-4CB	\$117,574,000.00	\$76,497,761.64	17.04%	21.05%
CWL 2006-QH1	\$7,500,000.00	\$7,003,104.48	5.88%	20.91%
CWHL 2005-4	\$380,398,500.00	\$45,633,014.98	31.97%	20.86%
CWHL 2007-5	\$217,114,474.00	\$109,884,864.12	25.54%	20.81%
CWL 2006-2	\$95,075,000.00	\$64,344,049.25	11.47%	20.74%
CWALT 2005-J12	\$50,778,000.00	\$33,889,720.88	8.41%	20.66%
CWL 2006-SD3	\$48,142,000.00	\$16,341,981.69	24.23%	20.57%
CWHL 2004-HYB3	\$66,900,000.00	\$13,048,189.46	21.19%	20.38%
CWALT 2006-HY10	\$97,451,000.00	\$48,666,203.96	18.06%	19.98%
CWALT 2005-38	\$367,999,000.00	\$101,279,694.44	19.74%	19.94%
CWALT 2005-26CB	\$131,662,000.00	\$46,246,722.84	26.33%	19.86%

CWALT 2006-OC5	\$67,759,000.00	\$60,637,562.01	8.59%	19.84%
CWALT 2006-39CB	\$169,465,964.00	\$94,962,838.10	20.72%	19.70%
CWL 2006-IM1	\$60,295,000.00	\$31,589,940.49	8.65%	19.69%
CWALT 2005-J2	\$98,621,558.00	\$50,240,032.64	15.41%	19.35%
CWL 2004-AB2	\$55,972,000.00	\$33,121,293.04	4.57%	19.32%
CWL 2007-BC3	\$73,914,000.00	\$73,914,000.00	13.12%	19.17%
CWHL 2005-20	\$59,077,000.00	\$42,784,854.19	14.20%	19.05%
CWL 2005-13	\$197,628,000.00	\$144,580,793.90	10.13%	19.05%
CWL 2004-11	\$42,875,000.00	\$19,330,450.33	5.83%	18.88%
CWALT 2007-8CB	\$112,620,000.00	\$88,750,053.57	14.98%	18.86%
CWALT 2005-J13	\$34,140,000.00	\$26,181,155.83	13.61%	18.79%
CWALT 2006-OC10	\$79,639,949.00	\$77,067,425.96	9.89%	18.76%
CWHL 2005-HYB7	\$183,539,600.00	\$82,123,237.25	17.64%	18.69%
CWL 2007-13	\$142,710,000.00	\$105,498,817.88	19.40%	18.48%
CWL 2005-IM1	\$271,226,000.00	\$33,802,396.28	30.23%	18.43%
CWL 2005-1	\$116,332,000.00	\$109,219,206.40	3.89%	18.40%
CWL 2006-19	\$97,100,000.00	\$90,523,588.48	11.00%	18.38%
CWALT 2004-J6	\$72,434,000.00	\$5,616,566.32	40.69%	18.35%
CWALT 2006-26CB	\$52,408,480.00	\$36,423,529.60	13.10%	18.33%
CWHL 2006-19	\$176,500,000.00	\$127,405,869.83	14.14%	18.23%
CWALT 2004-J5	\$194,630,000.00	\$20,804,545.25	26.29%	18.21%
CWALT 2006-OC11	\$109,000,000.00	\$102,209,768.26	10.01%	17.94%
CWALT 2007-OA11	\$87,396,000.00	\$77,214,571.17	16.89%	17.83%
CWALT 2006-J1	\$112,557,000.00	\$72,497,461.73	14.24%	17.76%
CWL 2005-SD3	\$19,539,000.00	\$8,730,891.77	9.43%	17.76%
CWHL 2006-10	\$178,958,900.00	\$55,185,204.27	29.65%	17.62%
CWALT 2005-51	\$333,382,300.00	\$134,676,641.23	18.26%	17.57%
CWALT 2006-OA6	\$198,207,406.00	\$88,756,639.22	19.16%	17.54%
CWHL 2007-HYB1	\$100,203,000.00	\$62,197,064.42	15.74%	17.54%
CWHL 2005-21	\$187,544,000.00	\$99,127,233.35	18.98%	17.52%
CWHL 2005-17	\$100,721,000.00	\$58,518,503.36	15.91%	17.42%
CWL 2004-3	\$439,159,000.00	\$37,735,767.42	22.24%	17.34%
CWALT 2005-52CB	\$119,077,000.00	\$46,654,334.07	22.68%	17.25%
CWALT 2004-2CB	\$94,461,000.00	\$81,877,667.43	5.30%	17.24%
CWHL 2005-HYB1	\$123,186,000.00	\$30,148,343.97	22.49%	17.20%
CWHL 2006-J1	\$35,976,000.00	\$35,951,637.59	8.80%	17.19%
CWALT 2006-HY3	\$31,234,000.00	\$18,767,210.10	12.26%	17.16%
CWALT 2005-41	\$148,214,000.00	\$34,535,057.49	18.65%	17.04%
CWALT 2007-19	\$181,537,000.00	\$144,576,636.54	15.35%	17.02%
CWHL 2005-7	\$314,338,000.00	\$30,497,958.24	24.31%	16.92%
CWALT 2006-J4	\$67,785,000.00	\$44,678,248.24	15.66%	16.90%
CWALT 2006-OA18	\$81,922,000.00	\$43,428,883.43	16.43%	16.84%
CWALT 2007-2CB	\$177,335,000.00	\$115,460,183.41	17.25%	16.70%
CWALT 2004-12CB	\$122,422,000.00	\$25,869,037.20	25.25%	16.55%
CWALT 2007-24	\$71,928,571.00	\$49,374,262.37	13.10%	16.52%
CWALT 2005-J14	\$70,687,500.00	\$47,066,241.69	13.83%	16.44%
CWALT 2004-36CB	\$184,000,000.00	\$52,498,411.32	20.54%	16.29%

CWL 2006-21	\$100,762,000.00	\$100,762,000.00	9.32%	16.12%
CWHL 2004-HYB7	\$111,849,999.00	\$24,322,475.75	19.02%	16.09%
CWHL 2006-20	\$134,081,057.00	\$97,230,756.02	12.88%	15.88%
CWALT 2006-7CB	\$84,395,000.00	\$43,335,295.29	15.20%	15.88%
CWHL 2006-6	\$119,575,000.00	\$39,260,989.89	24.69%	15.84%
CWL 2007-BC2	\$78,468,000.00	\$62,651,901.29	12.38%	15.77%
CWALT 2005-57CB	\$82,075,000.00	\$72,865,103.51	9.94%	15.71%
CWALT 2005-49CB	\$41,311,000.00	\$43,162,569.67	7.85%	15.66%
CWALT 2006-6CB	\$411,494,940.00	\$192,925,109.75	18.84%	15.63%
CWALT 2006-15CB	\$54,136,000.00	\$29,089,781.70	14.55%	15.55%
CWALT 2005-4	\$28,204,000.00	\$25,899,452.07	7.63%	15.50%
CWALT 2007-HY4	\$207,340,000.00	\$140,678,264.12	14.20%	15.48%
CWL 2004-10	\$104,080,000.00	\$64,305,654.85	3.59%	15.29%
CWALT 2004-20T1	\$15,000,000.00	\$13,237,057.78	5.00%	15.29%
CWL 2006-18	\$145,675,322.00	\$137,774,378.84	8.72%	15.16%
CWALT 2007-18CB	\$102,823,374.00	\$75,333,037.75	14.18%	15.12%
CWALT 2007-OA10	\$69,444,000.00	\$54,706,745.95	12.64%	14.97%
CWALT 2005-3CB	\$247,445,110.00	\$85,164,059.63	17.78%	14.90%
CWHL 2006-HYB1	\$159,441,240.00	\$79,733,072.56	13.58%	14.90%
CWHL 2007-HY3	\$97,265,000.00	\$56,541,654.36	16.59%	14.90%
CWL 2005-16	\$184,973,000.00	\$154,974,305.92	8.37%	14.87%
CWALT 2005-J11	\$81,168,000.00	\$42,432,168.50	13.45%	14.86%
CWL 2007-3	\$149,929,000.00	\$71,629,965.62	20.38%	14.86%
CWHL 2004-12	\$781,921,600.00	\$100,917,509.45	21.13%	14.80%
CWALT 2004-J13	\$40,161,000.00	\$16,696,118.92	6.01%	14.71%
CWALT 2006-11CB	\$121,220,000.00	\$53,433,505.72	15.66%	14.71%
CWALT 2006-OC9	\$42,710,000.00	\$40,311,267.37	7.81%	14.67%
CWALT 2006-OA2	\$278,458,200.00	\$123,888,160.09	15.91%	14.63%
CWHL 2005-J4	\$14,407,000.00	\$14,100,113.00	7.15%	14.48%
CWHL 2006-HYB4	\$74,309,000.00	\$27,153,422.98	16.41%	14.10%
CWL 2007-8	\$204,971,000.00	\$127,983,096.83	16.02%	14.00%
CWALT 2005-13CB	\$130,000,000.00	\$47,960,033.13	17.64%	13.86%
CWALT 2006-OA3	\$92,319,000.00	\$45,167,034.71	12.26%	13.58%
CWHL 2006-8	\$102,500,000.00	\$56,219,365.63	13.11%	13.39%
CWALT 2007-21CB	\$69,999,999.33	\$63,809,129.00	9.03%	13.33%
CWL 2005-BC5	\$33,975,000.00	\$33,975,000.00	3.69%	13.29%
CWL 2004-6	\$344,279,790.00	\$89,119,359.43	7.71%	12.84%
CWHL 2005-16	\$75,613,500.00	\$27,250,007.67	18.22%	12.81%
CWALT 2007-4CB	\$55,645,000.00	\$47,615,163.02	9.51%	12.74%
CWALT 2004-J10	\$22,161,000.00	\$9,015,081.30	8.82%	12.66%
CWL 2006-22	\$226,763,455.00	\$118,193,396.57	14.43%	12.62%
CWL 2006-3	\$102,790,000.00	\$65,625,689.36	7.55%	12.62%
CWALT 2005-55CB	\$72,954,219.00	\$42,078,728.43	11.62%	12.57%
CWALT 2005-31	\$131,432,000.00	\$38,969,037.95	13.14%	12.54%
CWALT 2005-54CB	\$76,797,900.00	\$67,293,612.04	7.93%	12.51%
CWALT 2005-J3	\$67,440,000.00	\$26,539,903.71	13.28%	12.20%
CWALT 2007-HY6	\$102,000,000.00	\$64,968,257.42	11.73%	12.11%

CWL 2004-SD4	\$84,711,000.00	\$4,497,617.28	41.66%	12.10%
CWHL 2005-23	\$35,620,000.00	\$22,615,880.76	11.27%	12.04%
CWL 2006-SPS1	\$18,500,000.00	\$3,018,302.49	8.01%	12.03%
CWL 2006-1	\$47,907,000.00	\$35,385,520.41	6.14%	11.82%
CWALT 2006-32CB	\$78,813,000.00	\$40,664,752.48	12.61%	11.81%
CWHL 2007-18	\$50,460,000.00	\$26,901,065.92	12.20%	11.81%
CWL 2004-AB1	\$57,285,000.00	\$14,295,881.70	4.27%	11.76%
CWALT 2006-21CB	\$36,580,000.00	\$32,756,545.53	6.97%	11.71%
CWHL 2005-HYB8	\$69,272,000.00	\$33,115,782.52	11.42%	11.61%
CWALT 2006-16CB	\$24,767,000.00	\$20,303,221.15	7.86%	11.54%
CWALT 2006-19CB	\$134,064,057.00	\$96,730,892.93	8.53%	11.47%
CWALT 2007-6	\$31,600,000.00	\$31,600,000.00	8.52%	11.41%
CWALT 2006-13T1	\$45,000,000.00	\$26,713,055.87	9.00%	11.36%
CWALT 2005-J4	\$14,820,000.00	\$12,832,293.77	2.21%	11.36%
CWALT 2006-23CB	\$101,435,000.00	\$59,562,914.35	10.16%	11.34%
CWL 2004-BC3	\$17,962,500.00	\$2,278,088.94	3.99%	11.31%
CWL 2007-12	\$200,375,598.45	\$109,151,307.58	14.77%	10.92%
CWHL 2007-8	\$88,015,000.00	\$58,061,262.82	10.29%	10.92%
CWALT 2006-J3	\$32,345,000.00	\$13,059,887.74	12.67%	10.86%
CWALT 2006-45T1	\$106,259,000.00	\$71,942,342.83	9.44%	10.76%
CWALT 2005-60T1	\$56,500,000.00	\$27,328,217.19	13.26%	10.74%
CWHL 2006-J3	\$11,860,000.00	\$11,860,000.00	5.46%	10.62%
CWL 2006-23	\$101,540,000.00	\$101,540,000.00	6.46%	10.49%
CWALT 2004-16CB	\$165,703,000.00	\$34,006,550.31	16.28%	10.46%
CWHL 2004-4	\$20,300,000.00	\$15,277,164.24	3.38%	10.44%
CWHL 2005-5	\$83,300,000.00	\$16,847,932.91	20.83%	10.38%
CWALT 2006-J8	\$50,000,000.00	\$28,073,425.76	10.66%	10.31%
CWALT 2006-2CB	\$142,597,000.00	\$49,144,110.13	16.06%	10.31%
CWHL 2004-2	\$18,575,000.00	\$1,964,017.26	8.27%	10.28%
CWL 2004-BC4	\$11,500,000.00	\$11,500,000.00	1.17%	10.22%
CWALT 2006-30T1	\$40,000,000.00	\$25,444,990.87	8.42%	9.89%
CWHL 2007-2	\$38,928,826.00	\$29,572,333.81	7.79%	9.76%
CWL 2004-5	\$416,548,000.00	\$50,681,855.11	9.86%	9.72%
CWALT 2006-25CB	\$74,832,222.00	\$27,256,623.50	14.31%	9.70%
CWL 2006-17	\$51,595,000.00	\$50,440,728.04	5.25%	9.59%
CWHL 2007-3	\$129,300,000.00	\$70,006,402.49	11.27%	9.58%
CWL 2006-7	\$45,000,000.00	\$44,080,940.92	4.38%	9.56%
CWHL 2005-HYB4	\$65,383,000.00	\$26,431,727.65	8.11%	9.37%
CWL 2005-9	\$177,217,000.00	\$36,634,766.01	13.83%	9.33%
CWALT 2005-J1	\$71,564,000.00	\$23,645,281.10	8.24%	9.28%
CWHL 2004-HYB4	\$26,620,000.00	\$7,994,408.75	6.81%	8.96%
CWHL 2005-26	\$29,587,448.00	\$24,650,954.60	5.92%	8.89%
CWHL 2004-8	\$32,500,000.00	\$27,851,010.76	3.61%	8.78%
CWALT 2005-28CB	\$94,584,000.00	\$32,086,993.74	11.23%	8.73%
CWHL 2005-10	\$14,000,000.00	\$14,000,000.00	4.67%	8.63%
CWL 2005-15	\$13,979,000.00	\$13,979,000.00	3.67%	8.35%
CWALT 2005-69	\$43,000,000.00	\$15,571,022.86	8.59%	8.31%

CWL 2005-2	\$16,740,000.00	\$16,740,000.00	1.43%	8.30%
CWALT 2004-26T1	\$30,000,000.00	\$8,072,702.00	8.57%	8.25%
CWALT 2007-OA6	\$47,000,000.00	\$31,505,662.28	8.37%	8.24%
CWALT 2005-46CB	\$97,118,000.00	\$49,753,896.59	8.39%	8.11%
CWL 2005-8	\$15,204,000.00	\$12,503,431.05	2.34%	8.09%
CWL 2005-AB1	\$69,484,000.00	\$16,713,280.67	5.79%	8.01%
CWALT 2005-IM1	\$32,256,000.00	\$10,821,098.27	8.60%	7.99%
CWL 2006-S1	\$47,350,000.00	\$21,330,924.45	5.51%	7.95%
CWALT 2004-27CB	\$32,300,000.00	\$9,839,308.30	8.08%	7.88%
CWHL 2005-J3	\$27,818,000.00	\$15,914,961.62	7.24%	7.81%
CWL 2005-14	\$99,170,000.00	\$59,454,232.52	4.88%	7.76%
CWL 2005-BC3	\$12,119,000.00	\$8,977,358.18	1.51%	7.61%
CWL 2006-20	\$45,835,000.00	\$43,667,695.53	4.67%	7.49%
CWALT 2004-J8	\$11,622,000.00	\$2,117,645.19	5.77%	7.35%
CWALT 2004-22CB	\$90,800,000.00	\$24,467,938.47	7.55%	7.32%
CWL 2005-BC2	\$7,000,000.00	\$5,991,476.78	0.93%	7.20%
CWHL 2004-21	\$7,700,000.00	\$7,209,636.00	1.91%	6.94%
CWHL 2006-18	\$26,000,000.00	\$18,539,044.89	5.00%	6.80%
CWALT 2005-75CB	\$15,616,000.00	\$15,616,000.00	3.74%	6.58%
CWALT 2007-HY7C	\$60,305,000.01	\$45,617,199.41	5.88%	6.58%
CWALT 2007-OA9	\$23,010,000.00	\$16,200,651.03	5.68%	6.52%
CWL 2007-SD1	\$23,805,210.00	\$12,935,419.25	6.75%	6.49%
CWALT 2007-25	\$46,388,000.00	\$28,317,525.80	6.90%	6.49%
CWALT 2006-18CB	\$50,000,000.00	\$34,875,094.00	4.76%	6.20%
CWHL 2006-21	\$35,788,143.00	\$35,591,054.36	3.50%	6.19%
CWHL 2004-10	\$7,000,000.00	\$5,235,725.75	2.80%	6.07%
CWALT 2004-J3	\$30,615,000.00	\$2,567,852.22	20.79%	5.82%
CWL 2004-BC5	\$5,000,000.00	\$5,000,000.00	0.66%	5.75%
CWALT 2006-14CB	\$25,510,000.00	\$15,423,465.54	4.86%	5.68%
CWL 2006-24	\$336,870,000.00	\$46,887,088.53	25.51%	5.61%
CWHL 2004-5	\$25,775,000.00	\$12,978,636.87	3.44%	5.42%
CWALT 2006-OC3	\$17,982,000.00	\$12,492,072.87	2.68%	5.23%
CWALT 2005-79CB	\$13,968,000.00	\$9,053,043.76	4.29%	5.14%
CWL 2007-9	\$85,678,000.00	\$43,517,470.78	7.24%	5.08%
CWALT 2005-J10	\$23,216,000.00	\$13,766,812.78	4.52%	4.91%
CWL 2007-SEA2	\$10,080,000.00	\$6,115,318.20	5.55%	4.75%
CWHL 2007-J2	\$15,875,000.00	\$12,408,402.83	3.82%	4.73%
CWALT 2005-29CB	\$20,000,000.00	\$6,138,262.43	7.22%	4.67%
CWL 2004-S1	\$5,179,000.00	\$2,564,298.60	1.25%	4.50%
CWALT 2007-14T2	\$12,076,400.00	\$11,802,825.00	2.90%	4.21%
CWALT 2007-1T1	\$13,264,000.00	\$13,264,000.00	2.65%	4.07%
CWHL 2004-J8	\$3,689,000.00	\$2,957,516.53	1.51%	4.05%
CWHL 2004-J7	\$3,546,000.00	\$1,973,482.05	1.97%	4.03%
CWALT 2005-2	\$21,000,000.00	\$1,608,653.50	7.99%	3.98%
CWALT 2006-J7	\$20,378,000.00	\$7,825,021.50	5.76%	3.72%
CWL 2006-BC2	\$7,133,000.00	\$6,695,874.56	1.12%	3.52%
CWALT 2006-J5	\$16,315,000.00	\$7,860,156.35	3.81%	3.32%

CWALT 2004-J2	\$17,624,001.00	\$3,125,191.69	4.21%	3.26%
CWALT 2005-33CB	\$16,182,000.00	\$8,746,445.78	2.96%	3.15%
CWALT 2006-OA7	\$31,025,000.00	\$18,824,634.89	2.63%	3.13%
CWL 2004-ECC1	\$4,725,000.00	\$1,201,778.33	0.89%	2.89%
CWHL 2007-6	\$15,225,000.00	\$13,269,954.00	2.03%	2.83%
CWALT 2006-33CB	\$16,044,000.00	\$10,038,793.75	2.57%	2.67%
CWALT 2004-24CB	\$42,155,000.00	\$11,179,526.18	2.91%	2.66%
CWHL 2005-22	\$15,917,000.00	\$7,919,182.06	2.68%	2.59%
CWALT 2005-71	\$5,472,000.00	\$1,954,870.81	3.15%	2.52%
CWL 2005-AB3	\$8,926,400.00	\$4,092,343.11	1.40%	2.44%
CWALT 2006-J2	\$7,690,000.00	\$3,110,045.59	3.11%	2.39%
CWL 2007-SEA1	\$4,250,000.00	\$2,815,272.93	2.22%	2.25%
CWALT 2006-31CB	\$18,780,000.00	\$10,697,945.07	2.15%	2.21%
CWALT 2006-28CB	\$13,716,000.00	\$6,078,953.83	2.62%	2.20%
CWALT 2007-20	\$7,201,000.00	\$3,955,096.44	2.40%	1.64%
CWL 2006-12	\$12,000,000.00	\$8,469,659.04	0.94%	1.61%
CWALT 2004-17CB	\$6,607,000.00	\$3,239,420.59	0.52%	1.34%
CWHL 2004-J5	\$880,000.00	\$788,041.76	0.55%	1.28%
CWHL 2004-J3	\$655,000.00	\$589,024.64	0.30%	1.01%
CWALT 2006-HY11	\$3,552,000.00	\$2,315,358.68	0.80%	0.99%
CWALT 2005-22T1	\$1,215,000.00	\$1,170,458.25	0.46%	0.95%
CWALT 2004-J11	\$2,500,000.00	\$597,829.68	1.27%	0.88%
CWALT 2004-8CB	\$2,500,000.00	\$1,717,173.17	0.28%	0.83%
CWALT 2005-84	\$8,200,000.00	\$3,705,130.08	0.86%	0.75%
CWALT 2005-67CB	\$1,441,000.00	\$856,692.79	0.68%	0.69%
CWHL 2004-19	\$584,000.00	\$537,935.00	0.15%	0.66%
CWHL 2004-J6	\$216,500.00	\$138,419.33	0.15%	0.44%
CWL 2005-SD1	\$6,500,000.00	\$164,283.05	3.17%	0.41%
CWL 2006-14	\$3,000,000.00	\$3,000,000.00	0.20%	0.38%
CWL 2006-BC3	\$25,000,000.00	\$657,145.92	4.26%	0.30%
CWHL 2007-9	\$349,000.00	\$193,504.01	0.05%	0.04%
CWHL 2006-11	\$200,000.00	\$108,294.70	0.03%	0.03%
CWALT 2007-OH3	\$125,000.00	\$93,622.83	0.02%	0.02%
CWALT 2004-10CB				
CWALT 2004-25CB				
CWALT 2004-3T1				
CWALT 2004-J4				
CWALT 2005-35CB				
CWALT 2005-37T1				
CWALT 2005-45				
CWALT 2005-66				
CWALT 2005-80CB				
CWALT 2005-83CB				
CWALT 2006-17T1				
CWALT 2006-35CB				
CWALT 2006-8T1				
CWALT 2006-J6				

CWALT 2007-10CB				
CWALT 2007-13				
CWALT 2007-HY2				
CWALT 2007-HY9				
CWHEL 2006-A				
CWHEL 2007-G				
CWHL 2004-18				
CWHL 2004-9				
CWHL 2006-12				
CWHL 2006-TM1				
CWHL 2007-19				
CWHL 2007-20				
CWHL 2007-21				
CWHL 2008-1				
CWL 2004-ECC2				
CWL 2005-BC1				
CWL 2005-SD2				